



- Custom Design
- Professional Installation
- Total Satisfaction

www.granitestateglass.com



All hinges used by Granite State Glass are constructed of solid brass designed for tempered safety glass. Available in a variety of stock finishes, they may also be ordered in custom finishes to match your décor.

PRIMA AND SENIOR PRIMA SERIES HINGE



Prima Hinges provide extra application possibilities. Their Top and Bottom Pivot style handles the weight of the door better than traditional "Side Mount" hinges, as well as allowing greater glass exposure, thus making for a more aesthetic enclosure. Prima Hinges can be mounted floor and ceiling, floor and wall, floor and fixed transom, floor and inline panel, or floor and header for enclosures not reaching the ceiling.

GENEVA SERIES HINGE



Geneva Hinges offer three varieties of Wall Mount Hinges, in addition to three Glass-to-Glass models. Adjustable models (not pictured here) that feature up to 90° adjustment to accommodate "off angles" are also available.

VIENNA SERIES HINGE



The ideal hinge for wider and heavier doors, two hinges can accommodate up to a 36" wide door weighing up to 110 pounds, while three hinges can accommodate up to a 36" wide door up to 140 pounds. Two strategically placed steel pins allow the hinge to be used in a "mouse ear" shaped cut-out, thus providing a non-slip safety feature.



PINNACLE SERIES HINGE



The Pinnacle Hinge is similar to our popular Geneva Series Hinge, but with one design change: Pinnacle has radius corners and beveled edges for a sleek appearance. Pinnacle Hinges are constructed of solid brass, and have stainless steel plunger tips, pins, and springs to ensure long service life and reliable door closure.

COLOGNE SERIES HINGE



Cologne Hinges have radius corners and beveled edges to provide a sleek appearance. They are the solution for wider, heavier doors that traditional hinges are not strong enough to support. These versatile hinges can be mounted in a variety of ways to meet your needs.


OVER 25 SERIES TO MATCH YOUR STYLE



These are a small selection of the full line of quality hinges. No matter your style, there is sure to be a hinge design to match your taste.

A FULL LINE OF ACCESSORIES PROVIDE THE FINISHING TOUCH

A full line of accessories provide the finishing touch to complement your choice of design and hinges: including pull handles, towel bars, knobs, glass clamps, U-channel, headers and thresholds as well as polycarbonate and vinyl wipes and seals.





STARPHIRE® ULTRA CLEAR GLASS

Starphire provides a frameless shower glazing option that redefines elegance brilliantly. Starphire is the ideal solution for making your enclosure sparkle with new impact and complement the entire design. Bath areas become breathtaking with the uncommon brightness of Starphire. Starphire glass doors set a new standard thanks to their jewellike clarity and sparkling blue edges.


Starphire showers are “clearly” remarkable with a maximized brightness that offers seven percent higher visible light transmittance than ordinary clear glass (in 1/2-inch glass thickness). The elimination of the greenish tint will express the door’s unprecedented radiance and incomparable clarity with a new level of creative elegance. For exquisite and truly unique frameless shower enclosures, Starphire glass will provide an unmatched combination of function, beauty, and brightness.

SHOWERGUARD® LOW MAINTENANCE GLASS

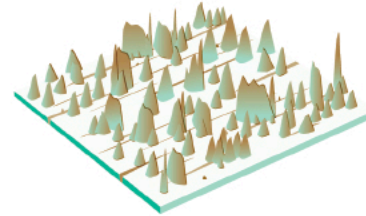
While frameless enclosures are desirable for their “open” and “clean” look, keeping standard shower glass clean is a challenge. That’s because hard water, soap and even everyday cleaning agents cause a corrosive chemical reaction that roughens the surface of the glass. This gives spots, residue and scale something to hang on to – making your glass difficult to keep clean. Over time, the glass can appear dirty – no matter how often you try to scrub it clean.

ShowerGuard glass stops corrosion before it starts. Its surface is permanently sealed during manufacturing of the glass with a patented ion beam process. Unlike spray-on or wipe-on treatments that eventually wear off, the protection provided by ShowerGuard glass is part of the glass itself, so it never needs to be re-applied. With just a minimal amount of cleaning, ShowerGuard glass will stay beautiful for years to come. ShowerGuard glass is backed by a lifetime warranty.

Magnified views of glass



New uncoated glass



Standard glass after exposure to typical shower conditions



ShowerGuard glass after exposure to typical shower conditions



AVD5143-4/08



**GRANITE™
STATE
GLASS**

www.granitestateglass.com

Concord	603-224-8897
Conway	603-447-5471
Hudson	603-883-8545
Keene	603-352-4527
Laconia	603-524-0407
Lebanon	603-298-2980
Manchester	603-668-8735
Plymouth	603-536-1205
Portsmouth	603-436-0001
Rochester	603-332-1385
St. Johnsbury	802-748-8895
Wolfeboro	603-569-4311
Burlington	802-862-5458

